



GOLDEN SOLAR

Make Solar Energy More Efficient!



JGYC-210-20BB Heterojunction Solar Cells

✓ Heterojunction Cell Technology

A heterojunction cell combines all the advantages of crystalline and thin-film solar technologies in a single hybrid structure.

✓ High Bifaciality

The bifaciality is > 90%, and the power output of HJT cells is about 1%-3% higher than that of bifacial PERC and TOPCon cells.

✓ Excellent Weak Light Performance

Under the lower irradiation intensity, HJT cells have an average of 1%-2% more power per watt than PERC bifacial cells.

✓ The Highest Efficiency

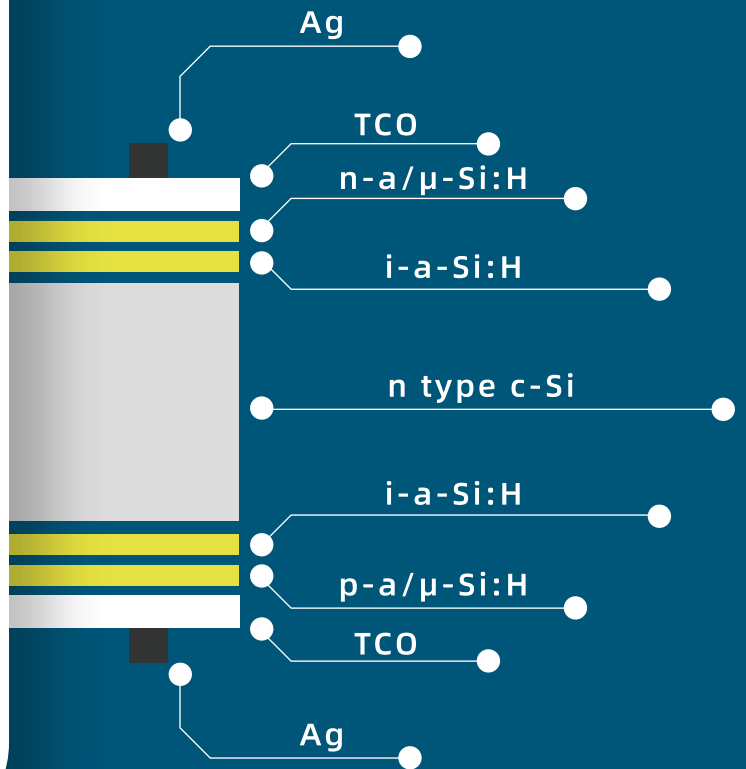
By using 210 mm N-type silicon wafer, the highest power of HJT cells can be up to 5.68 W, and its efficiency can be up to 25.7%.

✓ Higher Efficiency at High Temperature

The lowest temperature coefficient can be up to -0.254%/°C. Under high temperature environments, the output of HJT cells per W is about 0.5%-1.5% higher than that of bifacial TOPCon cells.

✓ Anti-PID, Anti-LID

Cells' surface is coated with TCO, so the charge will not induce polarization phenomenon on the cells' surface.

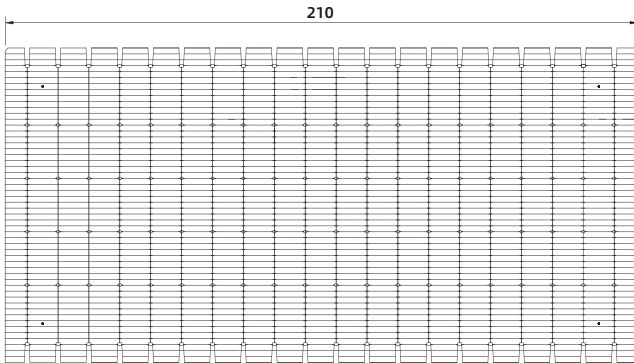


JGYC-210-20BB

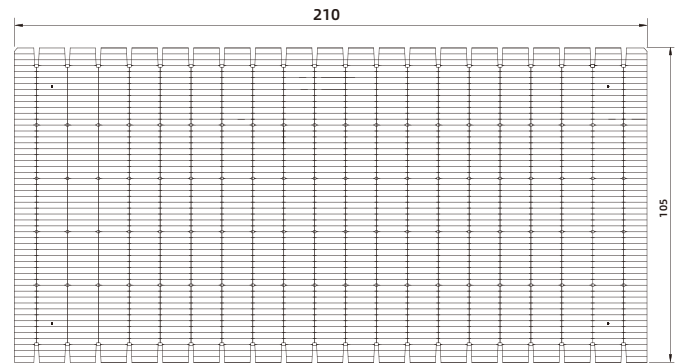


GOLDEN SOLAR

The Cell's Front



The Cell's Back



Electrical Performance Parameters

Efficiency Range	Eff (%)	Pmpp (W)	Vmpp (V)	Impp (A)	Voc (V)	Isc (A)	FF (%)
JG-210M-2570	25.7	5.68	0.681	8.320	0.7523	8.6998	86.83
JG-210M-2560	25.6	5.65	0.680	8.309	0.7521	8.6810	86.62
JG-210M-2550	25.5	5.63	0.679	8.293	0.7516	8.6687	86.47
JG-210M-2540	25.4	5.61	0.678	8.271	0.7514	8.6512	86.33
JG-210M-2530	25.3	5.59	0.677	8.260	0.7510	8.6469	86.07
JG-210M-2520	25.2	5.57	0.675	8.243	0.7510	8.6358	85.86
JG-210M-2510	25.1	5.55	0.674	8.233	0.7506	8.6311	85.61
JG-210M-2500	25.0	5.52	0.671	8.230	0.7493	8.6442	85.26
JG-210M-2490	24.9	5.50	0.669	8.229	0.7484	8.6528	84.96

The amplitude of Voc (Isc) decreasing with irradiation intensity based on STC (1000W/m², AM1.5, 25°C).

Irradiation Dependence Characteristics

Irradiation (W/m ²)	Voc	Isc
1000	1.0	1.0
900	0.99	0.9
800	0.99	0.8
600	0.98	0.6
400	0.96	0.4

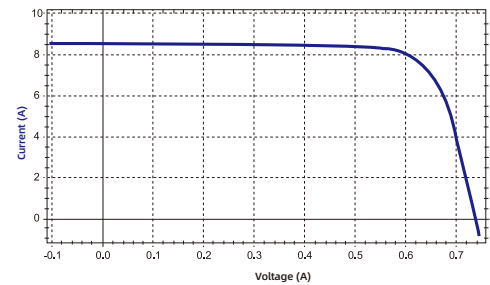
Temperature Coefficient

Voc	-0.243 %/°C
Isc	+0.033 %/°C
Pmax	-0.254 %/°C

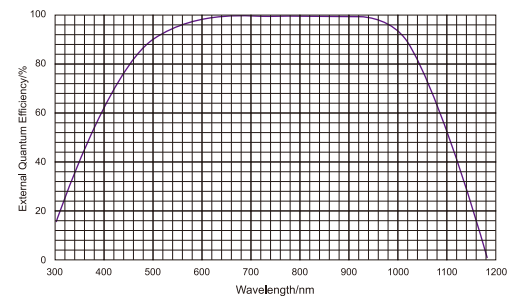
Mechanical data and Design

Dimension	210mm×105mm±0.25mm
Thickness	110μm+20μm/-10μm
Front (-)	20*0.035mm main busbars(silver), 58 sub-busbars(silver or copper clad silver), blue transparent conductive film (TCO)
Back (+)	20*0.035mm main busbars(silver), 100 sub-busbars(silver or copper clad silver), blue transparent conductive film (TCO)

I-V Curve (25%)



Spectral Response



*The specifications and key features contained in this datasheet may deviate slightly from our actual products due to the ongoing innovation and product enhancement. Golden Solar reserves the right to make necessary adjustments to the information described herein at any time without further notice.